


JET - JET INOX - EUROINOX M-P

PREPARED CENTRIFUGAL ELECTRIC PUMPS



TECHNICAL DATA

Operating range:

from 0.4 to 10.5 m³/h with head up to 62 metres.

Liquid quality requirements: clean, free from solid or abrasive contaminants, non-viscous, non-aggressive, uncrystallised and chemically neutral, close to the properties of water.

Liquid temperature range: from 0°C to +35°C for domestic use (EN 60335-2-41). For other use: from 0°C to +40°C

Maximum ambient temperature: +40°C

Maximum operating pressure: 8 bar (800 kPa)

Installation: fixed in a horizontal position.

Special executions on request: different frequencies and/or voltage.

Motor protection rating: IP 44

Terminal block protection rating: IP 55

Insulation class: F

Standard input voltage: single phase 220/240 V / 50 Hz
three phase 230/400 V - 50 Hz

APPLICATIONS

Self priming centrifugal pump with excellent suction capacity even in the presence of air bubbles.

Suitable for pumping water with low levels of sandy impurities. Especially used in domestic water supply installations. Suitable for small farms and gardening, small scale industrial services and where self priming is necessary.

CONSTRUCTIONAL FEATURES OF THE PUMP

Pump body in cast iron for jet pumps and in stainless steel for the jetinox and euroinox pumps

Motor support in die cast aluminium.

Impeller, diffuser, venturi tube and sand guard in technopolymer

Stainless steel wear ring.

Carbon/ceramic mechanical seal.

SINGLE PHASE VERSION: electric pump set up with pressure gauge, pressure switch, power cord with plug and three-way brass fitting for use when connecting to a tank

THREE-PHASE VERSION: electric pump set up with pressure gauge, pressure switch, remote overload protection and three-way brass fitting for use when connecting to a tank

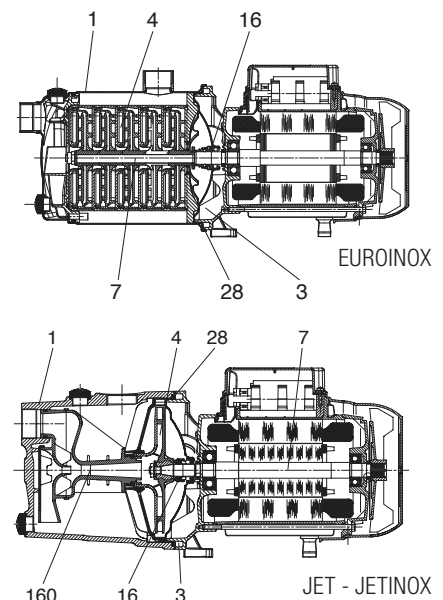
CONSTRUCTIONAL FEATURES OF THE MOTOR

Asynchronous type, closed, with external air cooling. Rotor mounted on oversized greased-for-life ball bearings, to guarantee low noise and long life. Incorporated thermo-ampereometric protection and permanently inserted capacitor in the single phase version. It is recommended to use overload protection for three phase motor protection, in compliance with current legislation. Manufactured pursuant to CEI 2-3 and CEI 61-69 (EN 60335-2-41).

MATERIALS

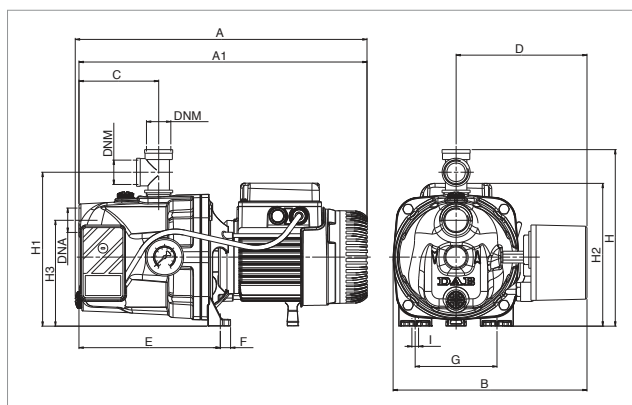
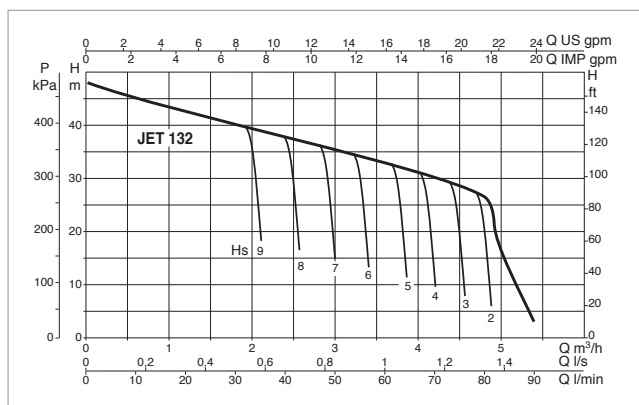
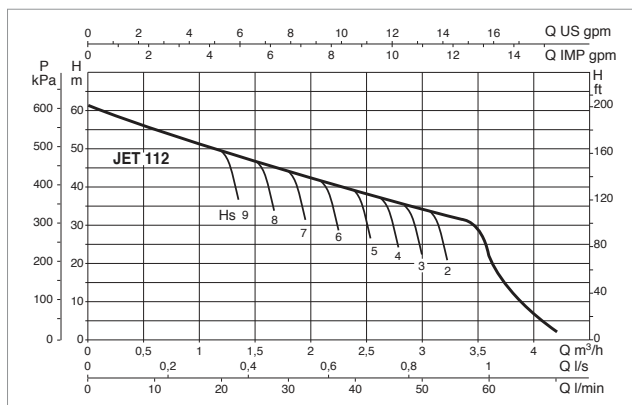
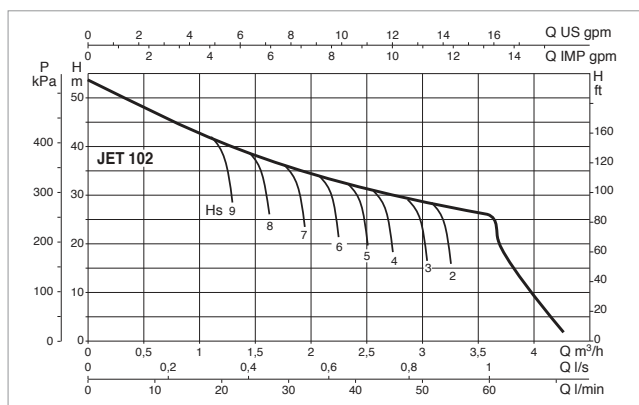
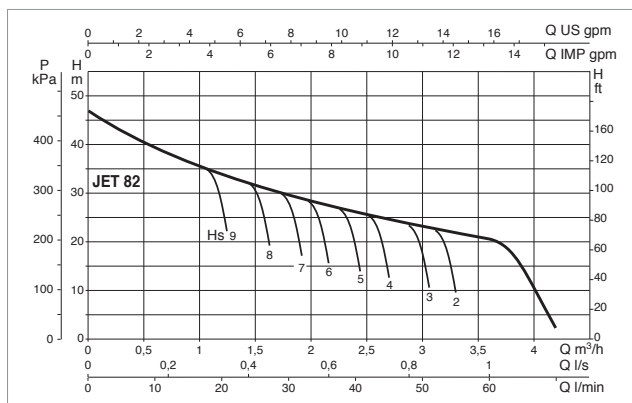
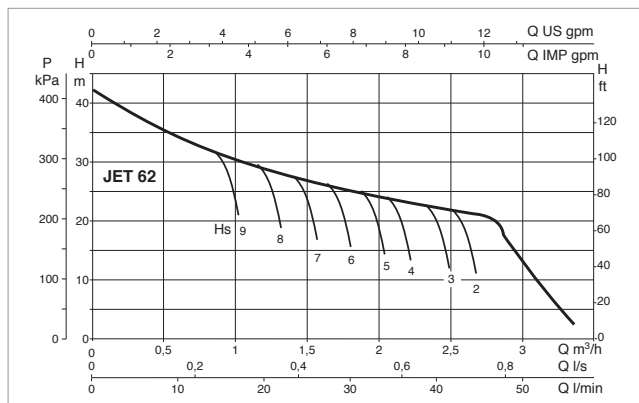
N°	PARTS *	MATERIALS
1	PUMP BODY	200 UNI ISO 185 CAST IRON (FOR JET)
		AISI 304 STAINLESS STEEL (FOR JETINOX AND EUROINOX)
3	FRAME	DIE CAST ALUMINIUM
4	IMPELLER	TECHNOPOLYMER A
7	SHAFT WITH ROTOR	AISI 416 STAINLESS STEEL X12 CrS13 - UNI 6900/71
16	MECHANICAL SEAL	CARBON/CERAMIC
28	OR GASKET	NBR RUBBER
160	VENTURI DIFFUSER NOZZEL GROUP	TECHNOPOLYMER A

* In contact with liquid



JET 62-82-102-112-132-MP - CENTRIFUGAL ELECTRIC PUMPS FOR DOMESTIC WATER SUPPLY

Liquid temperature range pumped: from 0 °C to +35 °C - Maximum ambient temperature: +40°C



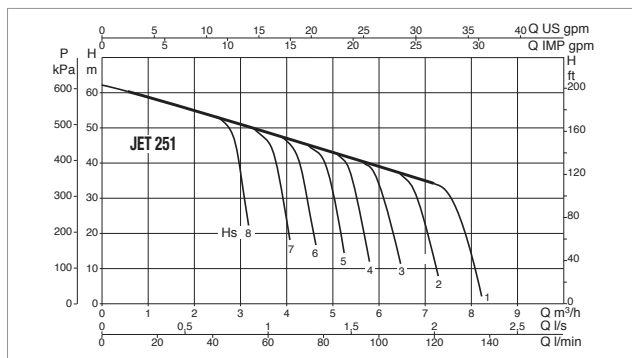
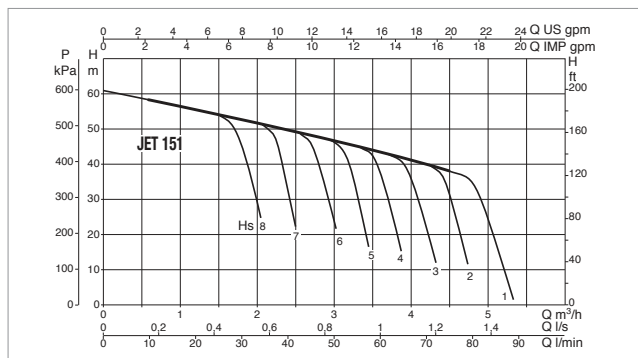
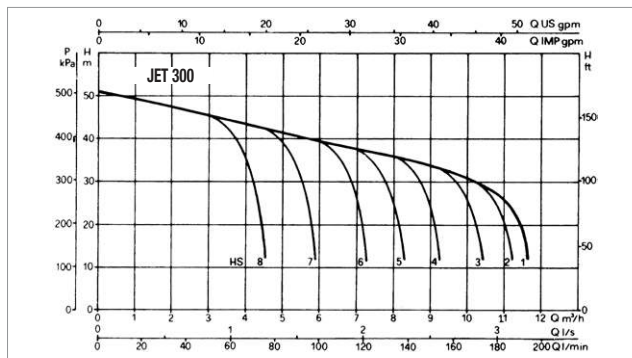
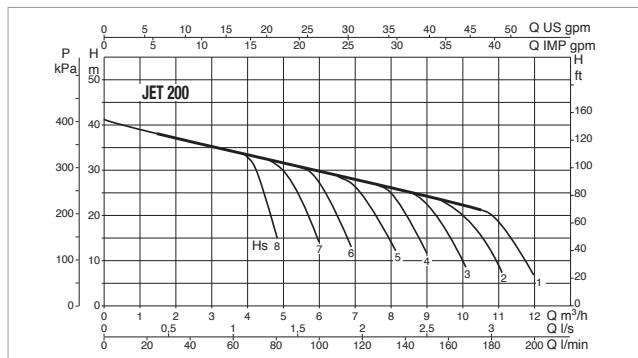
The performance curves are based on kinematic viscosity values = 1 mm²/s and density equivalent to 1000 kg/m³. Curve tolerance according to ISO 9906.

MODEL	ELECTRICAL DATA						
	POWER SUPPLY 50 Hz	P1 MAX KW	P2 NOMINAL		I _n A	CAPACITOR	
			kW	HP		μF	V _c
JET 62 MP	1x220-400V ~	0.72	0.44	0.6	3.12	12.5	450
JET 82 MP	1x220-400V ~	0.85	0.6	0.8	3.8	12.5	450
JET 102 MP	1x220-400V ~	1.13	0.75	1	5.1	16	450
JET 112 MP	1x220-400V ~	1.4	1	1.36	6.2	25	450
JET 132 MP	1x220-400V ~	1.49	1	1.36	6.6	25	450

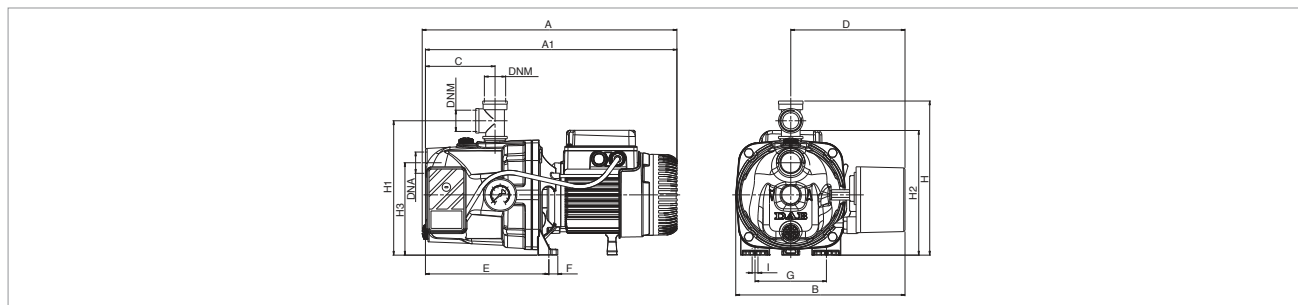
MODEL	A	A1	B	C	D	E	F	G	I Ø	H	H1	H2	H3	I Ø	DNA GAS	DNM GAS	PACK DIMENSIONS			VOLUME (mc)	GROSS WEIGHT Kg
																	L/A	L/B	H		
JET 62 MP	395	390	263	108	177	192	14	111	-	239	209	193	144	9	1"	1"	440	295	235	0.031	11.9
JET 82 MP	395	390	263	108	177	192	14	111	-	239	209	193	144	9	1"	1"	440	295	235	0.031	12.1
JET 102 MP	414	390	263	108	177	192	14	111	-	239	209	203	144	9	1"	1"	440	295	235	0.031	13.9
JET 112 MP	414	390	263	108	177	192	14	111	-	239	209	203	144	9	1"	1"	440	295	235	0.031	14.9
JET 132 MP	414	390	263	108	177	192	14	111	-	239	209	203	144	9	1"	1"	440	295	235	0.031	14.9

JET 200-300-151-251-MP - CENTRIFUGAL ELECTRIC PUMPS FOR DOMESTIC WATER SUPPLY

Liquid temperature range pumped: from 0 °C to +35 °C - Maximum ambient temperature: +40°C



The performance curves are based on kinematic viscosity values = 1 mm²/s and density equivalent to 1000 kg/m³. Curve tolerance according to ISO 9906.

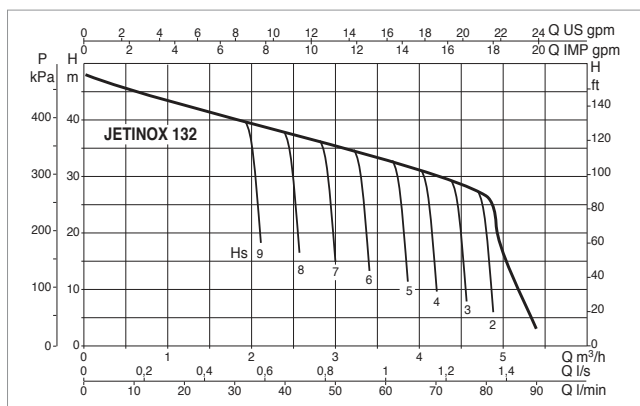
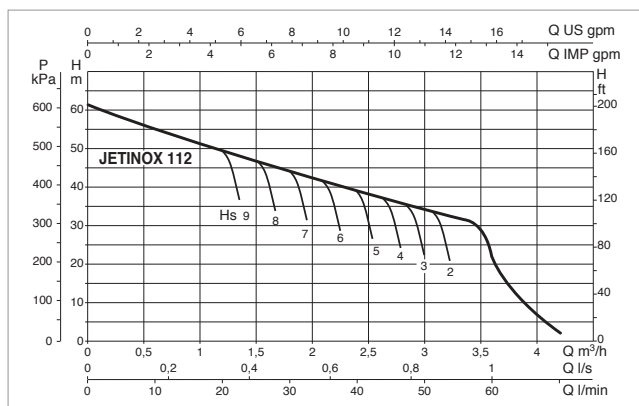
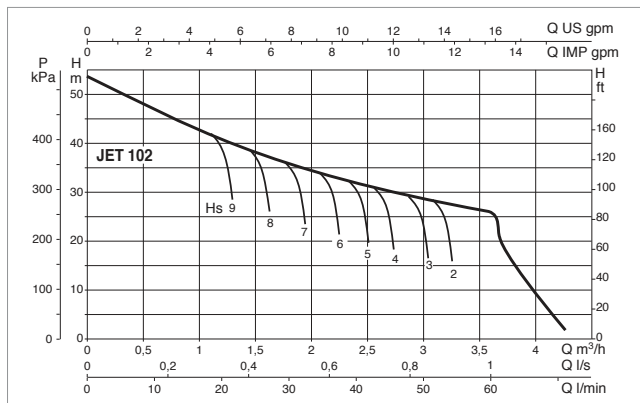
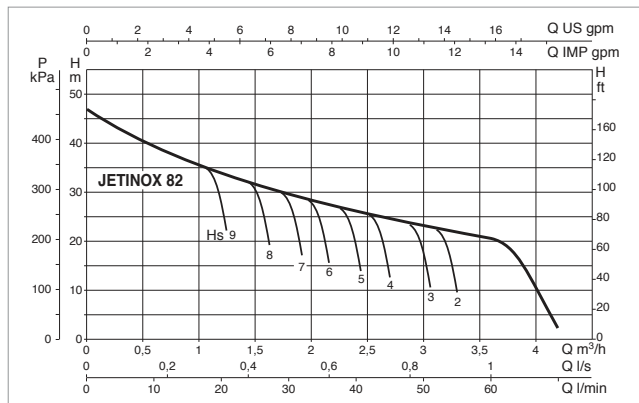


MODEL	ELECTRICAL DATA						
	POWER SUPPLY 50 Hz	P1 MAX KW	P2 NOMINAL		In A	CAPACITOR	
			kW	HP		µF	Vc
JET 200 MP	1x220-240 V ~	2	1.5	2	9	31.5	450
JET 200 TP	3x400 V ~	2	1.5	2	3.9	-	-
JET 300 MP	1x220-240 V ~	2.7	2.2	3	12	40	450
JET 300 TP	3x400 V ~	2.7	2.2	3	8.5-4.9	-	-
JET 151 MP	1x220-240 V ~	1.6	1.1	1.5	7.2	31.5	450
JET 151 TP	3x400 V ~	1.6	1.1	1.5	5.2-3	-	-
JET 251 MP	1x220-240 V ~	2.2	1.85	2.5	10	40	450
JET 251 TP	3x400 V ~	2.2	1.85	2.5	6.9-4	-	-

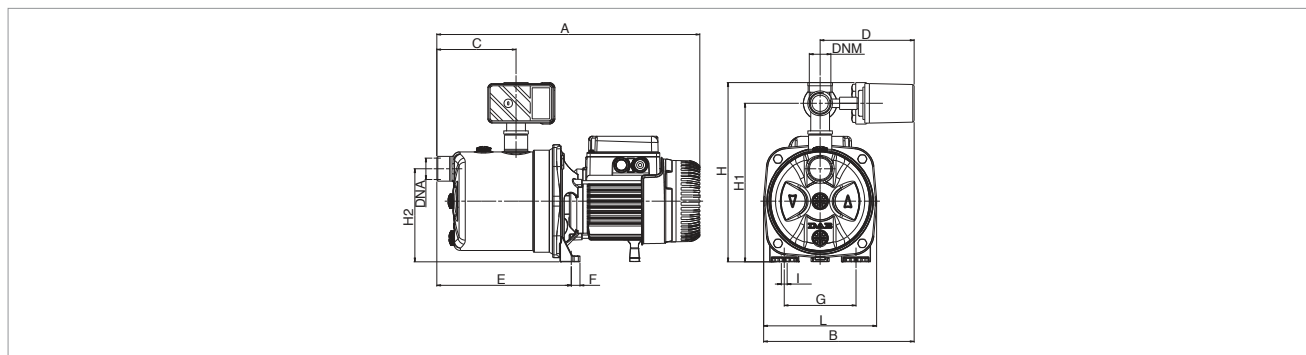
MODEL	A	A1	B	C	D	E	F	G	I Ø	H	H1	H2	H3	I	DNA GAS	DNM GAS	PACK DIMENSIONS			VOLUME (mc)	GROSS WEIGHT Kg
																	L/A	L/B	H		
																	JET 200 MP	521	-		
JET 200 TP	521	-	294	151	-	282	20	160	11	275	175	-	-	11	1 1/2"	1 1/4"	600	236	267	0.038	28
JET 300 MP	595	-	294	151	-	282	20	160	11	275	175	-	-	11	1 1/2"	1 1/4"	660	236	267	0.042	31.5
JET 300 TP	521	-	294	151	-	282	20	160	11	275	175	-	-	11	1 1/2"	1 1/4"	600	236	267	0.038	30
JET 151 MP	558	-	290	220	-	367	15	145	11	305	165	-	-	11	1 1/4"	1"	600	236	267	0.038	31.5
JET 151 TP	558	-	290	220	-	367	15	145	11	305	165	-	-	11	1 1/4"	1"	600	236	267	0.038	33
JET 251 MP	632	-	290	220	-	367	15	145	11	305	165	-	-	11	1 1/4"	1"	645	236	267	0.040	36
JET 251 TP	558	-	290	220	-	367	15	145	11	305	165	-	-	11	1 1/4"	1"	600	236	267	0.038	34

JETINOX 82-102 -112 -132-MP - CENTRIFUGAL ELECTRIC PUMPS FOR DOMESTIC WATER SUPPLY

Liquid temperature range pumped: from 0 °C to +35 °C - Maximum ambient temperature: +50°C



The performance curves are based on kinematic viscosity values = 1 mm²/s and density equivalent to 1000 kg/m³. Curve tolerance according to ISO 9906.

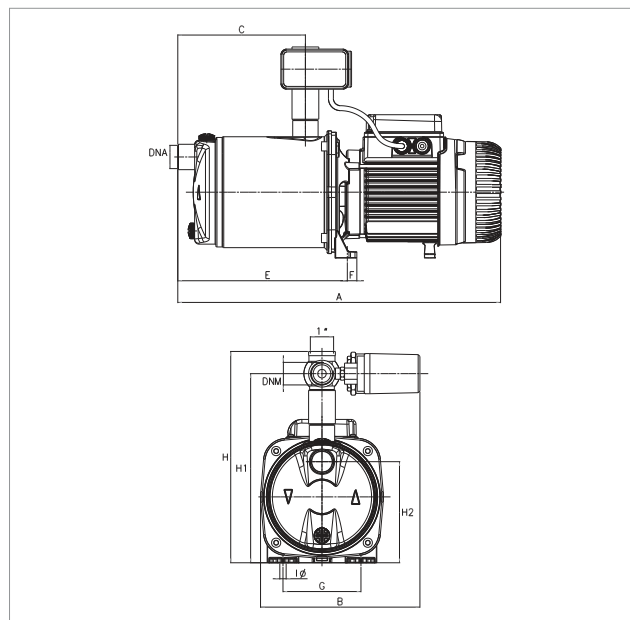
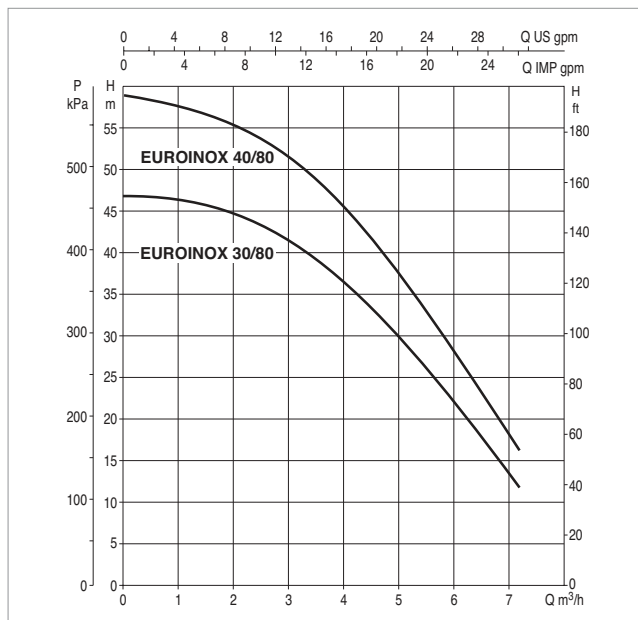
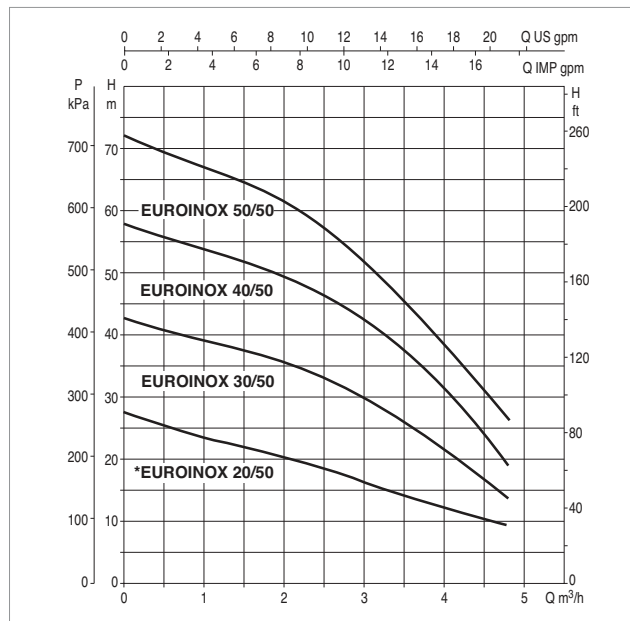
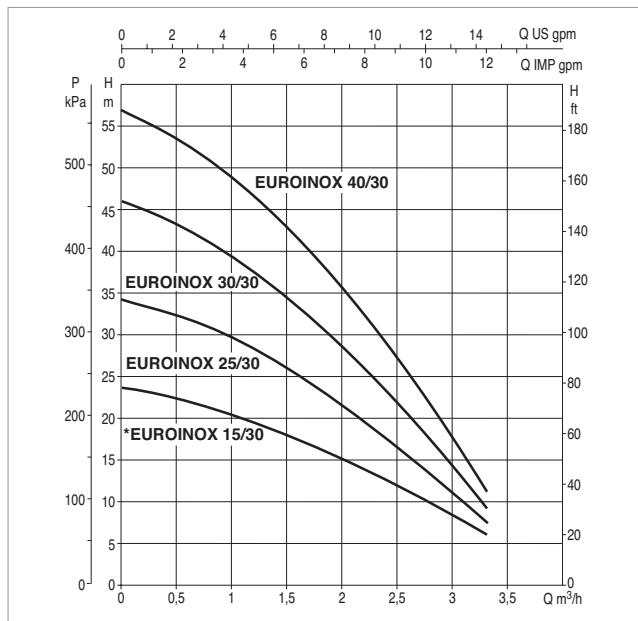


MODEL	ELECTRICAL DATA						
	POWER SUPPLY 50 Hz	P1 MAX KW	P2 NOMINAL		In A	CAPACITOR	
			kW	HP		µF	Vc
JETINOX 82 MP	1x220-240 V ~	0.85	0.6	0.8	3.8	12.5	450
JETINOX 102 MP	1x220-240 V ~	1.13	0.75	1	5.1	16	450
JETINOX 112 MP	1x220-240 V ~	1.4	1	1.36	6.2	25	450
JETINOX 132 MP	1x220-240 V ~	1.49	1	1.36	6.6	25	450

MODEL	A	B	C	D	E	F	G	H	H1	H2	I	L	DNA GAS	DNM GAS	PACK DIMENSIONS			VOLUME (mc)	GROSS WEIGHT Kg
															L/A	L/B	H		
JETINOX 82 MP	406	232	122	145	207	14	111	276	244	144	9	174	1"	1"	450	276	320	0.031	13.6
JETINOX 102 MP	424	232	122	145	207	14	111	276	244	144	9	174	1"	1"	450	276	320	0.031	14.8
JETINOX 112 MP	424	232	122	145	207	14	111	276	244	144	9	174	1"	1"	450	276	320	0.031	15.8
JETINOX 132 MP	424	232	122	145	207	14	111	276	244	144	9	174	1"	1"	450	276	320	0.031	15.8

EUROINOX 30-50-80-MP -CENTRIFUGAL ELECTRIC PUMPS FOR DOMESTIC WATER SUPPLY

Liquid temperature range pumped: from 0 °C to +35 °C - Maximum ambient temperature: +40°C



The performance curves are based on kinematic viscosity values = 1 mm²/s and density equivalent to 1000 kg/m³. Curve tolerance according to ISO 9906.

MODEL	ELECTRICAL DATA						
	POWER SUPPLY 50 Hz	P1 MAX KW	P2 NOMINAL		In A	CAPACITOR	
			kW	HP		μF	Vc
EUROINOX 40/30 MP	1x220-240V	0.88	0.55	0.75	3.9	12.5	450
EUROINOX 30/50 MP	1x220-240V	0.88	0.55	0.75	3.9	12.5	450
EUROINOX 40/50 MP	1x220-240V	1.2	0.8	1.1	5.3	25	450
EUROINOX 30/80 MP	1x220-240V	1.2	0.75	1	5.3	25	450
EUROINOX 40/80 MP	1x220-240V	1.48	1	1.36	6.3	25	450

MODEL	A	B	C	E	F	G	I Ø	H	H1	H2	DNA GAS	DNM GAS	GROSS WEIGHT Kg
EUROINOX 40/30 MP	439	226	108	241	13.5	111	9	300	268	143	1"	1"	15.5
EUROINOX 30/50 MP	384	226	108	186	13.5	111	9	300	268	143	1"	1"	11.4
EUROINOX 40/50 MP	458	226	108	241	13.5	111	9	300	268	143	1"	1"	14.5
EUROINOX 30/80 MP	458	226	108	241	13.5	111	9	300	268	143	1"	1"	14.5
EUROINOX 40/80 MP	458	226	108	241	13.5	111	9	300	268	143	1"	1"	17.5