

# NOVA-FEKA

SUBMERSIBLE PUMPS







NOVA 180 A



NOVA 600 M

### TECHNICAL DATA

**Flow rate minimum and maximum:** from 1 m<sup>3</sup>/h to 16 m<sup>3</sup>/h

**Head up to:** 10,2 m

**Maximum immersion depth:** 7 m

**Type of pumped liquid:** clear water or rainwater

**Free passage:** 5 mm or 10 mm (depending on the model)

**Minimum intake level:**

NOVA 180/200 8mm

NOVA 300 13mm

NOVA 600 30mm

**Supported liquid temperature min. and max.:**

from +0°C a +35°C for domestic use

from +0°C a +50° C for other use

**Class of protection:** IP 68

**Motor insulation class:** F

**Impeller construction material(s):** technopolimer

**Single phase power input:** 230 v 50 Hz

**Three phase power input:** 3x400V 50 Hz

**Possible type of installation:** fixed or portable in a vertical position

Nova is a submersible pump for draining clear water in domestic and residential environments. Completely redesigned in 2019 for the forty years of sales, it is now even more durable, reliable and ergonomic in use. Nova can also be used for emptying tanks or cisterns.

### CONSTRUCTION FEATURES OF THE PUMP

The pump body, the impeller and the suction grille are in technopolymer. Robust and reliable with triple sealing in oil bath. The pump allows the suction of the liquid up to the minimum level of 10 mm and the possibility of dry operation up to 1 minute.

### CONSTRUCTION FEATURES OF THE MOTOR

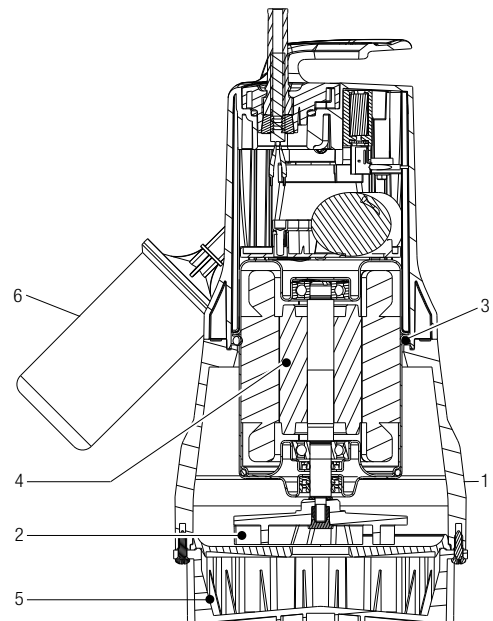
Continuous duty asynchronous submersible motor. Stator inserted in a hermetic stainless steel casing and rotor mounted on oversized ball bearings. Thermal protection incorporated in all single-phase versions.

The motor is in AISI 304 stainless steel and the shaft is in AISI 431 steel for greater resistance to corrosive attacks.

## MATERIALS

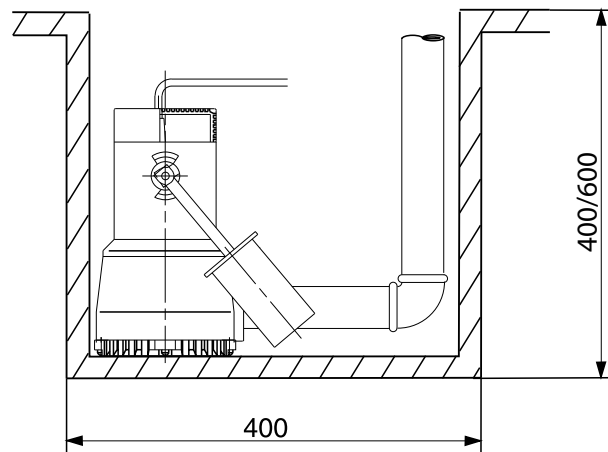
N°	PARTS *		MATERIALS
1	PUMP BODY		TECHNOPOLIMER
2	IMPELLER		TECHNOPOLIMER
3	OR RING		NBR
4	MOTOR	CASE	AISI 304 STAINLESS STEEL X5 CrNi1810 - UNI 6900/71
		ROTOR SHAFT	AISI 431 STAINLESS STEEL
5	SUCTION GRID		TECHNOPOLIMER
6	FLOAT		TECHNOPOLIMER

\* In contact with the liquid



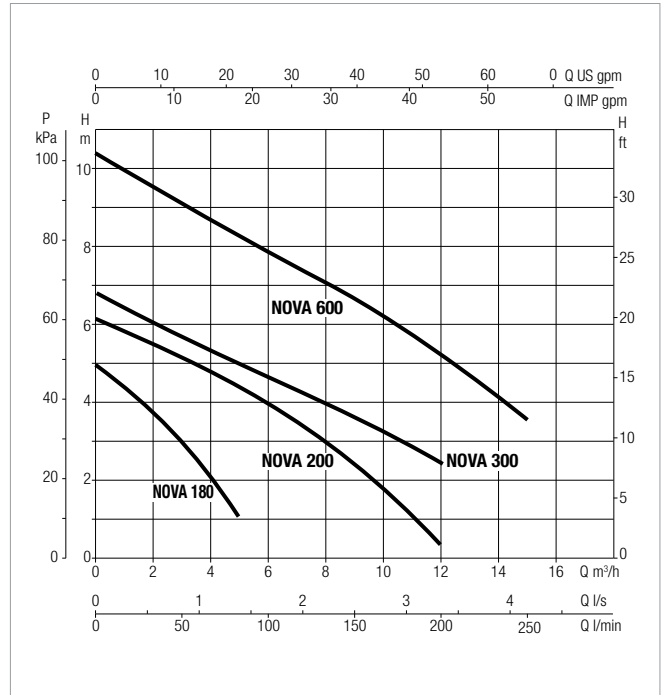
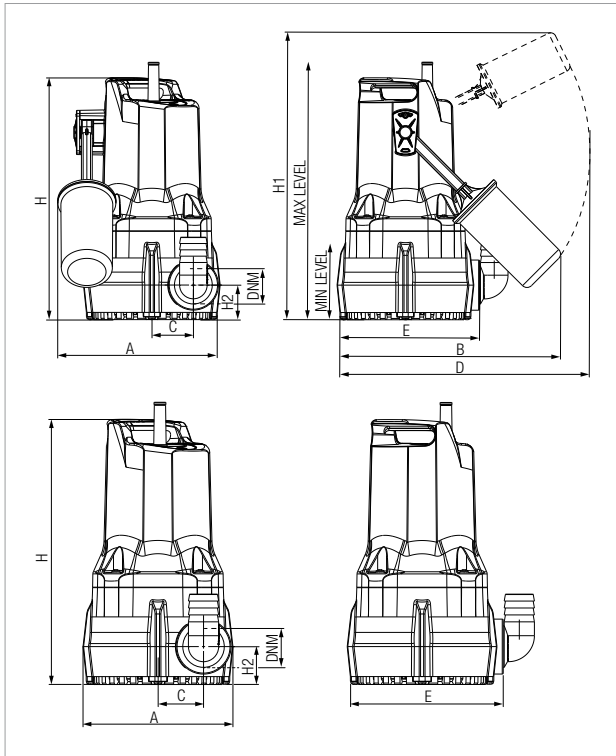
## MINIMUM WELL SIZE FOR AUTOMATIC OPERATION FIXED INSTALLATION:

NOVA 180 - NOVA 300 - NOVA 600



# NOVA 180-200 - SUBMERSIBLE PUMP

Liquid temperature range: from 0 °C to +35 °C for domestic use



The performance curves are based on kinematic viscosity values = 1 mm²/s and density equal to 1000 kg/m³. Curve tolerance according to ISO 9906.

MODEL	Q= m³/h	0	3	6	9	12
	Q=l/min	0	50	100	150	200
NOVA 180 MA - MNA	H (m)	5	3,2	-	-	-
NOVA 200 MNA	H (m)	7,1	5,6	4,2	2,8	1,5

MODEL	ELECTRICAL DATA						
	POWER INPUT 50 Hz	P1 MAX kW	P2 NOMINAL		In A	CAPACITOR	
			kW	HP		µF	Vc
NOVA 180 MA - MNA	1X230 V~	0,19	0,2	0,3	0,9	5	450
NOVA 200 MNA	1X230 V~	0,35	0,22	0,3	1,5	8	450

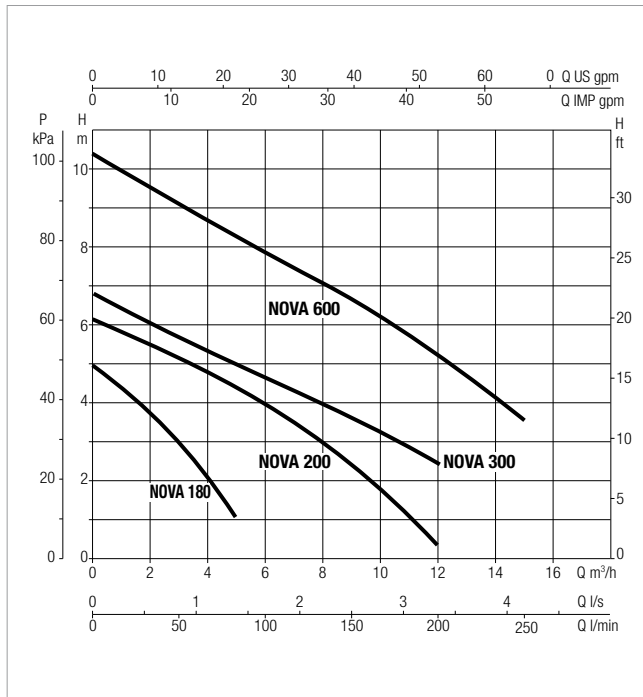
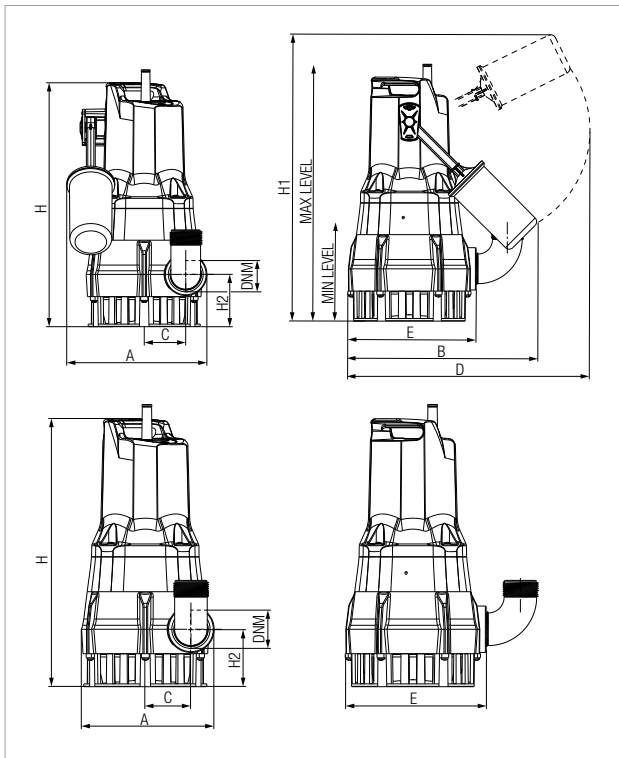
A: Automatic with float - NA: Non-automatic, without float

MODEL	A	B	C	D	E	H	H1	H2	LEV. MIN.	LEV. MAX.	DNM GAS	PACKING DIMENSIONS			CABLE*	VOLUME (mc)	WEIGHT Kg
												L/A	L/B	H			
NOVA 180 MA	180	247	46	296	158	268	345	38	77	285	1" ¼	287	202	320	5m H05 10m H05	0,019	4,6
NOVA 180 MNA	151	-	46	-	158	268	-	38	-	-	1" ¼	287	202	320	10m H05	0,019	4,6
NOVA 200 MNA	151	-	46	-	158	268	-	38	-	-	1" ¼	287	202	320	10m H05	0,019	4,6

As per European standard EN 60335-2-41, for outdoor use power cable must be 10m long.

# NOVA 300-600 - SUBMERSIBLE PUMP

Liquid temperature range: from 0 °C to +35 °C for domestic use



The performance curves are based on kinematic viscosity values = 1 mm²/s and density equal to 1000 kg/m³. Curve tolerance according to ISO 9906.

MODEL	Q= m³/h	0	3	6	9	12	15
	Q=l/min	0	50	100	150	200	250
NOVA 300 MA	H (m)	7,2	5,8	4,6	3,4	2,2	-
NOVA 600 MA-MNA-TNA	H (m)	10,4	9	7,8	6,7	5,3	3,5

MODEL	ELECTRICAL DATA						
	POWER INPUT 50 Hz	P1 MAX kW	P2 NOMINAL		In A	CAPACITOR	
			kW	HP		µF	Vc
NOVA 300 MA	1X230V~	0,35	0,22	0,3	1,5	8	450
NOVA 600 MA-MNA	1X230V~	0,66	0,5	0,7	3,0	10	450
NOVA 600 TNA	3X400V~	0,66	0,5	0,67	1,7	-	-

A: Automatic with float - NA: Non-automatic, without float

MODEL	A	B	C	D	E	H	H1	H2	LEV. MIN.	LEV. MAX.	DNM GAS	PACKING DIMENSIONS			CABLE*	VOLUME (mc)	WEIGHT Kg
												L/A	L/B	H			
NOVA 300 MA	180	247	46	296	158	277	354	47	85	285	1" ¼	287	202	320	5m H05 10m H05	0,019	4,6
NOVA 600 MA	189	255	56	296	174	329	443	71	190	390	1" ¼	287	202	431	5m H05 10m H05	0,025	7
NOVA 600 MNA	163	-	56	-	174	329	-	71	-	-	1" ¼	287	202	431	10m H05	0,025	7
NOVA 600 TNA	163	-	56	-	174	329	-	71	-	-	1" ¼	287	202	431	10m H07	0,025	7

As per European standard EN 60335-2-41, for outdoor use power cable must be 10m long.



FEKA 600 M



FEKA 300 A

### TECHNICAL DATA

**Flow rate minimum and maximum:** from 1 m<sup>3</sup>/h to 16 m<sup>3</sup>/h

**Head up to:** 7,5 m

**Maximum immersion depth:** 7 m

**Type of pumped liquid:** wastewater and rainwater

**Free passage:** 25 mm

**Minimum intake level:** 38 mm

**Supported liquid temperature min. and max.:**

from +0°C a +35°C for domestic use

da +0°C a +50° C for other uses

**Class of protection:** IP 68

**Motor insulation class:** F

**Impeller construction material(s):** technopolymer

**Single phase power input:** 230 V 50 Hz

**Three phase power input:** 3x230 V 50 Hz / 3x400 V 50 Hz

**Possible type of installation:** fixed or portable in a vertical position

Feka 300 and Feka 600 are submersible pumps suitable for draining and lifting light or gray wastewater and rainwater in domestic and residential environments, suitable for fixed or mobile installations. The pumps have been redesigned on the occasion of the forty years of production, making them even more reliable, resistant and ergonomic to use. Available in the automatic versions with integrated float switch or in the manual versions without float switch. Possibility of dry running up to 1 minute.

### CONSTRUCTION FEATURES OF THE PUMP

Technopolymer pump body and suction grille. Triple ring seal in oil bath.

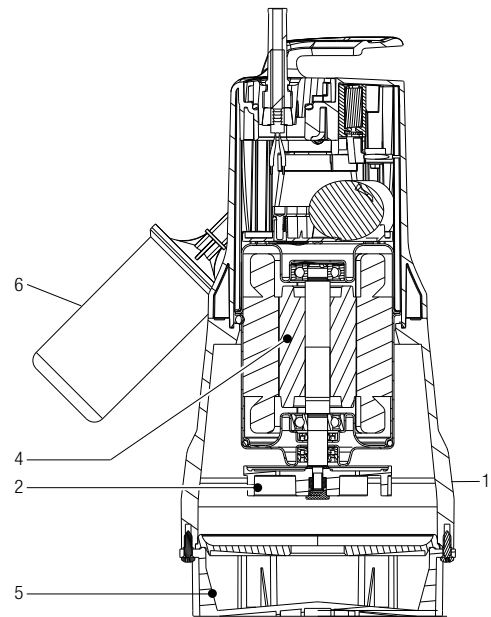
### CONSTRUCTION FEATURES OF THE MOTOR

Continuous duty asynchronous submersible motor. Stator inserted in a hermetic stainless steel casing and rotor mounted on oversized ball bearings. Thermal protection incorporated in all single-phase versions. Motor in AISI 304 stainless steel and shaft in AISI 431 steel for greater resistance to corrosive attacks.

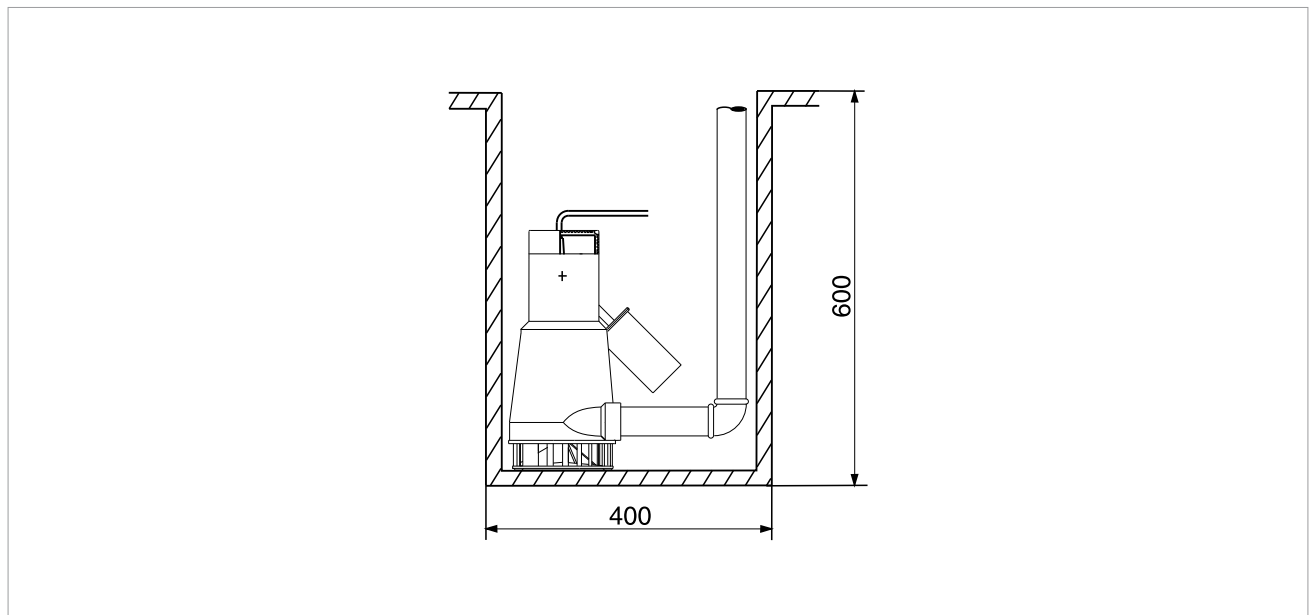
### MATERIALS

N°	PARTS *		MATERIALS
1	PUMP BODY		TECHNOPOLIMER
2	IMPELLER		TECHNOPOLIMER
3	OR RING		NBR
4	MOTOR	CASE	AISI 304 STAINLESS STEEL X5 CrNi1810 - UNI 6900/71
		ROTOR SHAFT	AISI 431 STAINLESS STEEL
5	SUCTION GRID		TECHNOPOLIMER
6	FLOAT		TECHNOPOLIMER

\* In contact with the liquid



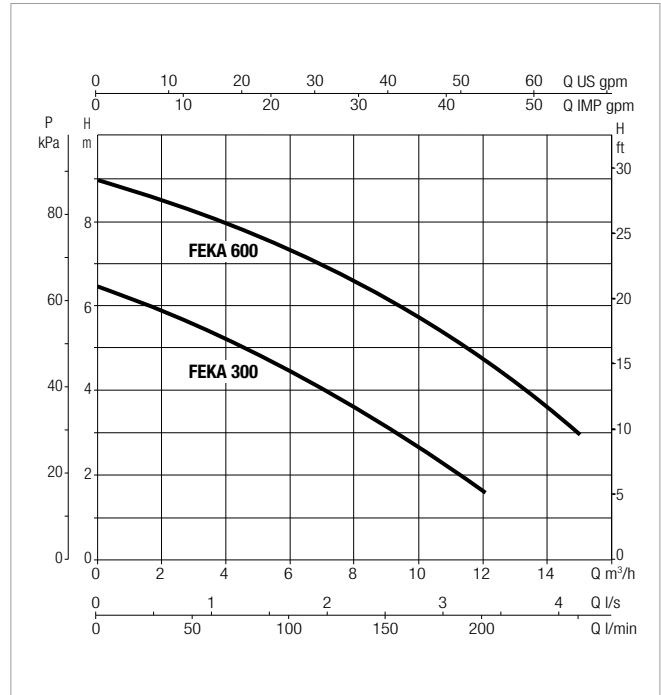
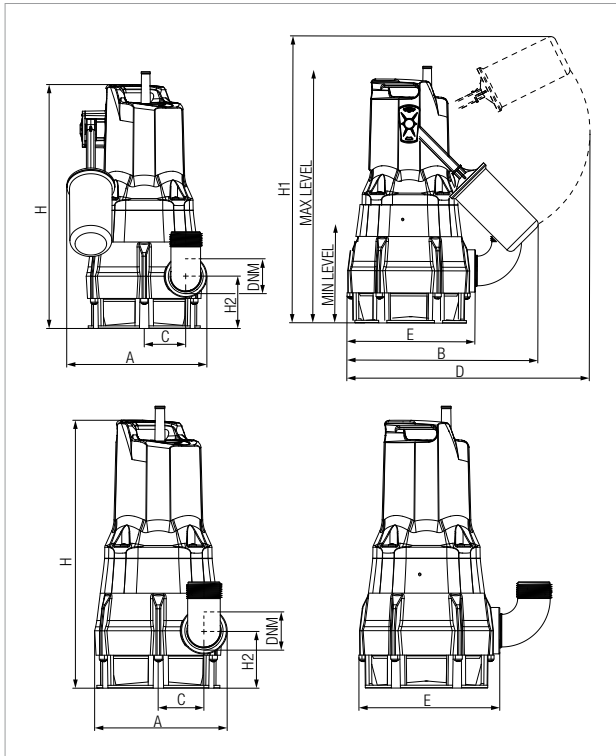
### MINIMUM WELL SIZE FOR AUTOMATIC OPERATION FIXED INSTALLATION:





# FEKA 300-600 - SUBMERSIBLE PUMPS

Liquid temperature range: from 0 °C to +35 °C for domestic use



The performance curves are based on kinematic viscosity values = 1 mm²/s and density equal to 1000 kg/m³. Curve tolerance according to ISO 9906.

MODEL	Q= m³/h	0	3	6	9	12	15
	Q=l/min	0	50	100	150	200	250
FEKA 300 MA - MNA	H (m)	6,4	5,5	4,4	3,1	1,6	
FEKA 600 MA-MNA-TNA	H (m)	8,9	8,2	7,2	6,1	4,7	2,9

MODEL	ELECTRICAL DATA						
	POWER INPUT 50 Hz	P1 MAX kW	P2 NOMINAL		In A	CAPACITOR	
			kW	HP		µF	Vc
FEKA 300 MA - MNA	1X230V~	0,35	0,22	0,30	1,9	8	450
FEKA 600 MA-MNA	1X230V~	0,68	0,5	0,7	3,1	10	450
FEKA 600 TNA	3X400V~	0,68	0,5	0,7	1,8	-	-

A: Automatic with float - NA: Non-automatic, without float

MODEL	A	B	C	D	E	H	H1	H2	LEV. MIN.	LEV. MAX.	DNM GAS	PACKING DIMENSIONS			CABLE*	VOLUME (mc)	WEIGHT Kg
												L/A	L/B	H			
FEKA 300 MA	189	255	56	296	174	329	355	71	95	305	1" ¼	287	202	431	5m H05 10m H05	0,025	4,6
FEKA 300 MNA	163	-	56	-	174	329	-	71	-	-	1" ¼	287	202	431	10m H05	0,025	4,6
FEKA 600 MA	189	255	56	296	174	349	443	71	190	390	1" ¼	287	202	431	5m H05 10m H05	0,025	7
FEKA 600 MNA	163	-	56	-	174	349	-	71	-	-	1" ¼	287	202	431	10m H05	0,025	7
FEKA 600 TNA	163	-	56	-	174	349	-	71	-	-	1" ¼	287	202	431	10m H07	0,025	7

As per European standard EN 60335-2-41, for outdoor use power cable must be 10m long.





# DAB

PUMPS SELECTOR



## On-line selection tool



**DAB PUMPS LTD.**

6 Gilbert Court  
Newcomen Way  
Severalls Business Park  
Colchester  
Essex  
CO4 9WN - UK  
[salesuk@dwtgroup.com](mailto:salesuk@dwtgroup.com)  
Tel. +44 0333 777 5010



**DAB PUMPS IBERICA S.L.**

Calle Verano 18-20-22  
28850 - Torrejón de Ardoz - Madrid  
Spain  
[Info.spain@dwtgroup.com](mailto:Info.spain@dwtgroup.com)  
Tel. +34 91 6569545  
Fax: +34 91 6569676



**DAB PUMPS SOUTH AFRICA (PTY) LTD**

Twenty One industrial Estate,  
16 Purlin Street, Unit B, Warehouse 4  
Olifantsfontein -1666 - South Africa  
[info.sa@dwtgroup.com](mailto:info.sa@dwtgroup.com)  
Tel. +27 12 361 3997



**DAB PUMPS BV**

"Hofveld 6 C1  
1702 Groot Bijgaarden - Belgium  
[info.belgium@dwtgroup.com](mailto:info.belgium@dwtgroup.com)  
Tel. +32 2 4668353



**DAB PUMPS HUNGARY KFT.**

H-8800  
Nagykanizsa, Buda Ernő u.5  
Hungary  
Tel. +36 93501700



**DAB PUMPS (QINGDAO) CO. LTD.**

No.40 Kaituo Road, Qingdao Economic & Technological  
Development Zone  
Qingdao City, Shandong Province - China  
PC: 266500  
[sales.cn@dwtgroup.com](mailto:sales.cn@dwtgroup.com)  
Tel. +86 400 186 8280  
Fax +86 53286812210



**DAB PUMPS B.V.**

Albert Einsteinweg, 4  
5151 DL Drunen - Nederland  
[info.netherlands@dwtgroup.com](mailto:info.netherlands@dwtgroup.com)  
Tel. +31 416 387280  
Fax +31 416 387299



**DAB PUMPS POLAND Sp. z o.o.**

Ul. Janka Muzykanta 60  
02-188 Warszawa - Poland  
[polska@dabpumps.com.pl](mailto:polska@dabpumps.com.pl)



**DAB PUMPS DE MÉXICO, S.A. DE C.V.**

Av Amsterdam 101 Local 4  
Col. Hipódromo Condesa,  
Del. Cuauhtémoc CP 06170  
Ciudad de México  
Tel. +52 55 6719 0493



**OOO DAB PUMPS**

Novgorodskaya str. 1, block G  
office 308, 127247, Moscow - Russia  
[info.russia@dwtgroup.com](mailto:info.russia@dwtgroup.com)  
Tel. +7 495 122 0035  
Fax +7 495 122 0036



**DAB PUMPEN DEUTSCHLAND GmbH**

Tackweg 11  
D - 47918 Tönisvorst - Germany  
[info.germany@dwtgroup.com](mailto:info.germany@dwtgroup.com)  
Tel. +49 2151 82136-0  
Fax +49 2151 82136-36



**DAB PUMPS INC.**

3226 Benchmark Drive  
Ladson, SC 29456 - USA  
[info.usa@dwtgroup.com](mailto:info.usa@dwtgroup.com)  
Tel. 1- 843-797-5002  
Fax 1-843-797-3366



**DAB PUMPS OCEANIA PTY LTD**

426 South Gippsland Hwy,  
Dandenong South VIC 3175 - Australia  
[info.oceania@dwtgroup.com](mailto:info.oceania@dwtgroup.com)  
Tel. +61 1300 378 677