

AQUAJETINOX

AUTOMATIC SELF-PRIMING PRESSURISATION GROUPS



TECHNICAL DATA

Operating range:

from 0.6 to 5.4 m³/h with head up to 61 metres.

Liquid quality requirements: clean, free from solid or abrasive contaminants, non-viscous, non-aggressive, uncrystallised and chemically neutral, close to the properties of water.

Liquid temperature range:

from 0°C to +35°C for domestic use (EN 60335-2-41).

for other use: from 0°C to +40°C

Maximum suction depth: 8 metres.

Maximum ambient temperature: +40°C

Maximum operating pressure: 8 bar (800 kPa)

Installation: fixed or portable in a horizontal position.

Special executions on request: alternative voltages and/or frequencies.

Motor protection rating: IP 44

Terminal block protection rating: IP 55

Insulation class: F

Standard input voltage: single phase 220/240 V / 50 Hz

APPLICATIONS

Automatic booster sets, especially suitable for domestic use, small civil, farming or industrial installations, washing plants and leisure activities.

These feature JETINOX self-priming electric pumps, which work even in the presence of air bubbles and small sandy impurities in the water.

The assembly comprises a 20 litre capacity membrane tank, pressure switch for automatic operation, pressure gauge, JETINOX electric pump with power cord with plug, fittings kit between the pump and the tank, all fully assembled and ready for installation.

CONSTRUCTIONAL FEATURES OF THE PUMP

Pump body, seal holder cover and wear ring in stainless steel.

Motor support in die cast aluminium.

Impeller, diffuser, venturi tube in technopolymer.

Carbon/ceramic mechanical seal.

CONSTRUCTIONAL FEATURES OF THE MOTOR

Asynchronous type, closed, with external air cooling.

Rotor mounted on oversized greased-for-life ball bearings, to guarantee low noise and long life.

Incorporated thermo-amperometric protection and permanently inserted capacitor in the single phase version.

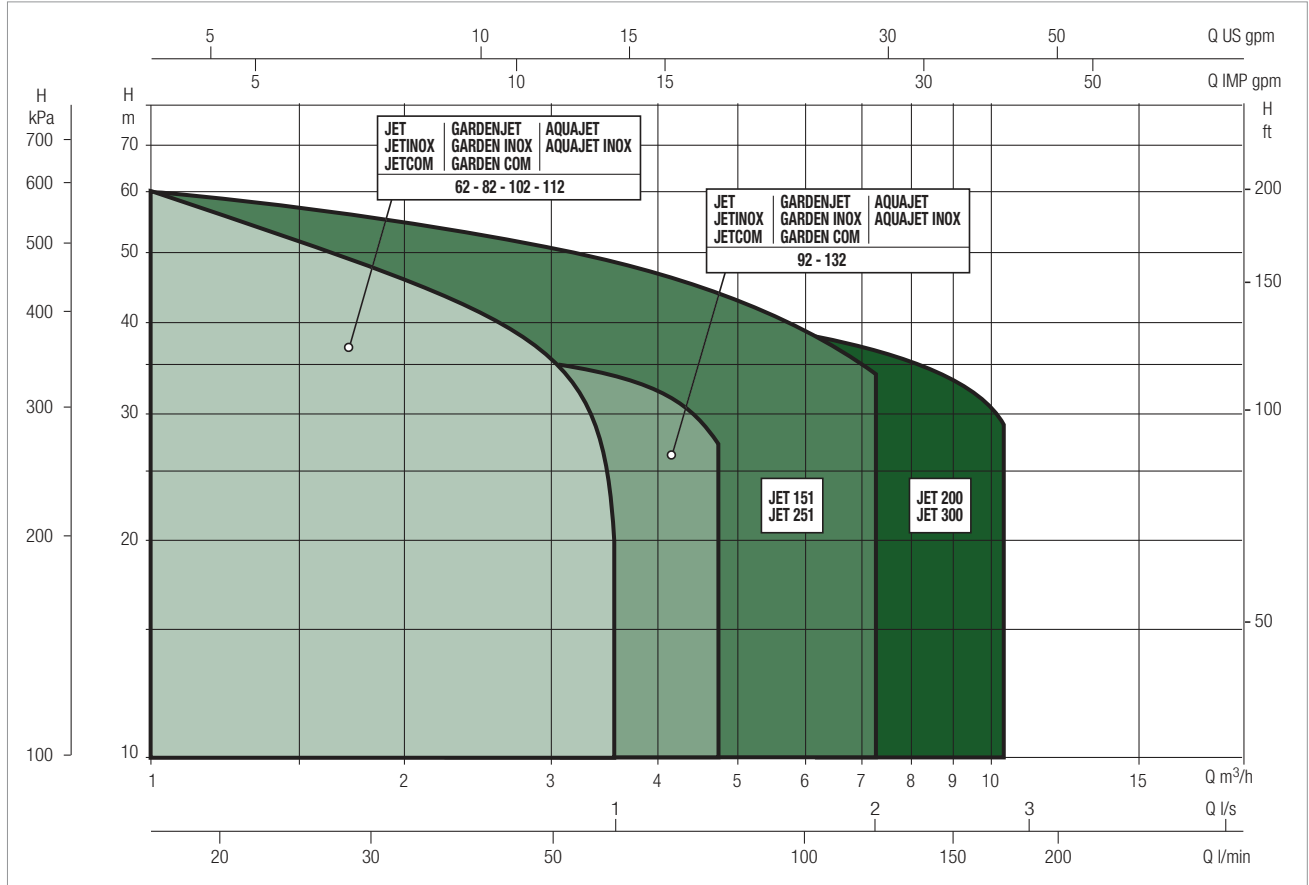
It is recommended to use overload protection for three phase motor protection, in compliance with current legislation.

Manufacture pursuant to CEI 2-3 and CEI 61-69 (EN 60335-2-41) standard.

PERFORMANCE RANGE

The performance curves are based on kinematic viscosity values = 1 mm²/s and density equivalent to 1000 kg/m³. Curve tolerance according to ISO 9906.

GRAPHIC SELECTION TABLE



AQUAJETINOX SELECTION TABLE

MODEL	Q=m ³ /h	0	0.6	1.2	1.8	2.4	3.0	3.6	4.2	4.8
	Q=l/min	0	10	20	30	40	50	60	70	80
AQUAJET-INOX 82 M	H (m)	47	40	34	30	26.2	23.5	20.3		
AQUAJET-INOX 102 M		53.8	47	41	36.3	32.4	28.8	25.8		
AQUAJET-INOX 112 M		61	54	47.8	42.8	38.8	34.8	20		
AQUAJET-INOX 92 M		36.2	33.5	31	28.4	26	24	21.8	19.6	17.5
AQUAJET-INOX 132 M		48.3	45.6	42.8	40	37.6	35	32.5	30	27.2

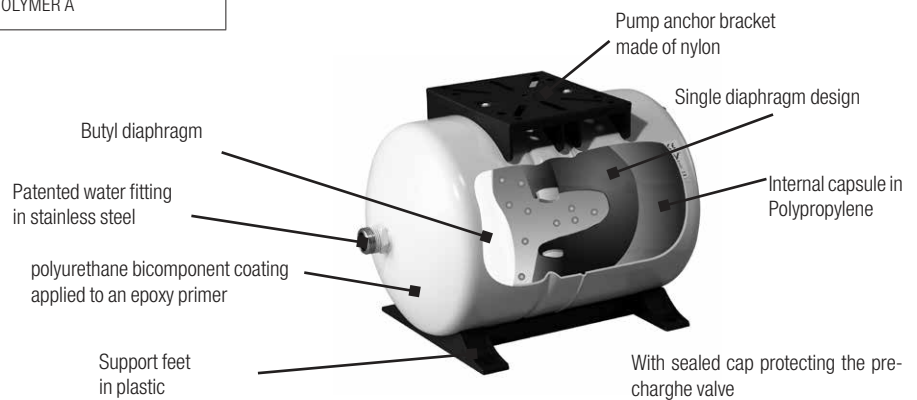
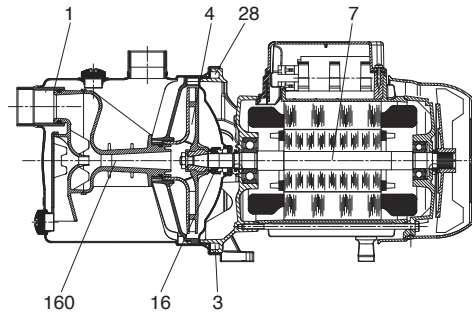
AQUAJETINOX

AUTOMATIC SELF-PRIMING PRESSURISATION GROUPS

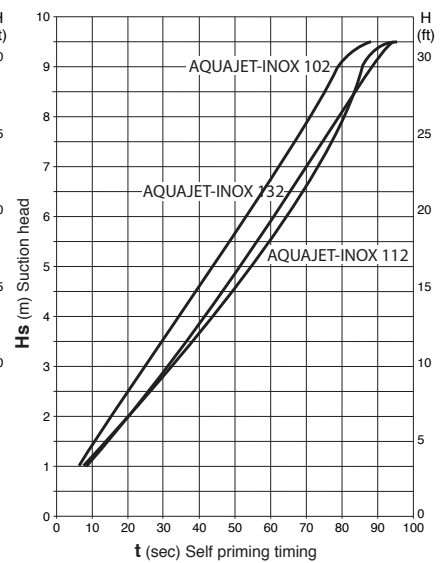
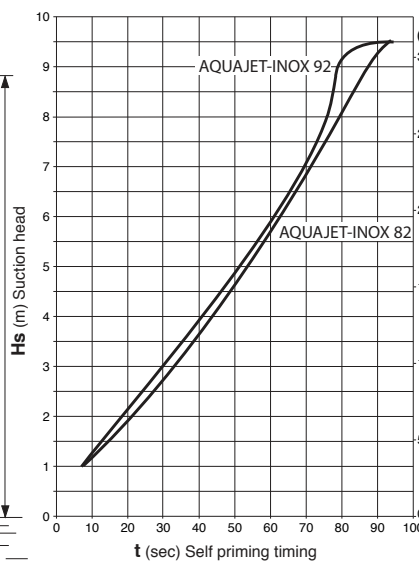
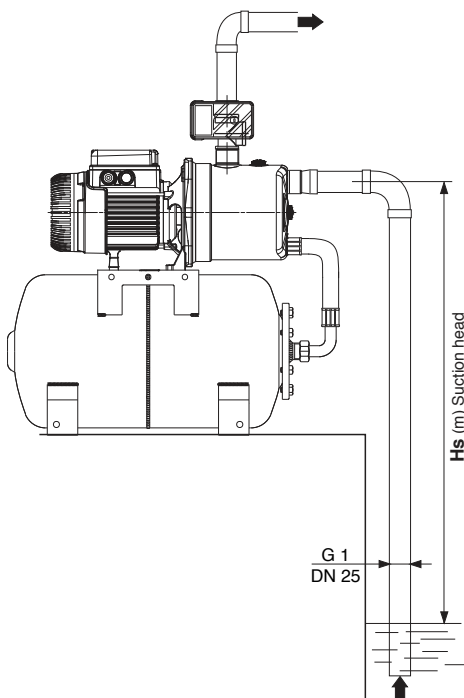
MATERIALS

N°	PARTS*	MATERIALS
1	PUMP BODY	AISI 304 STAINLESS STEEL X5 CRNI 1810 - UNI 6900/71
4	IMPELLER	TECHNOPOLYMER A
7	SHAFT WITH ROTOR	AISI 303 STAINLESS STEEL X10 CrNiS 1809 - UNI 6900/71
16	MECHANICAL SEAL	CARBON/CERAMIC
28	OR GASKET	NBR RUBBER
36	SEAL HOLDER COVER	AISI 304 STAINLESS STEEL X5 CRNI 1810 - UNI 6900/71
160	VENTURI DIFFUSER NOZZLE GROUP	TECHNOPOLYMER A

* In contact with liquid

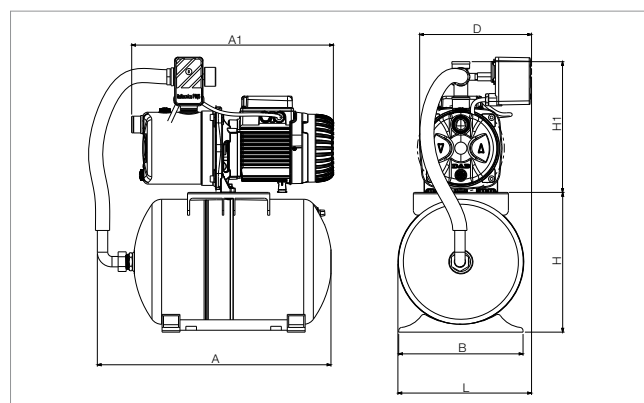
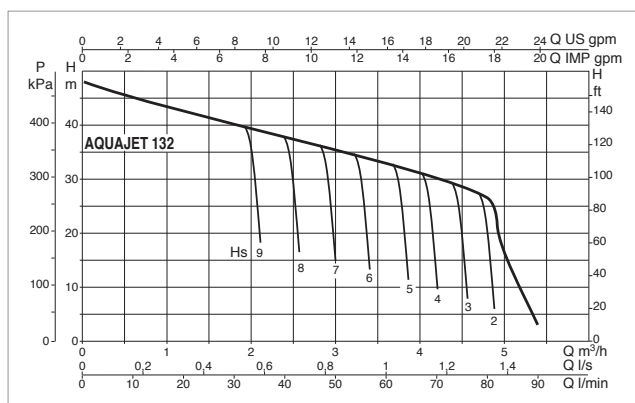
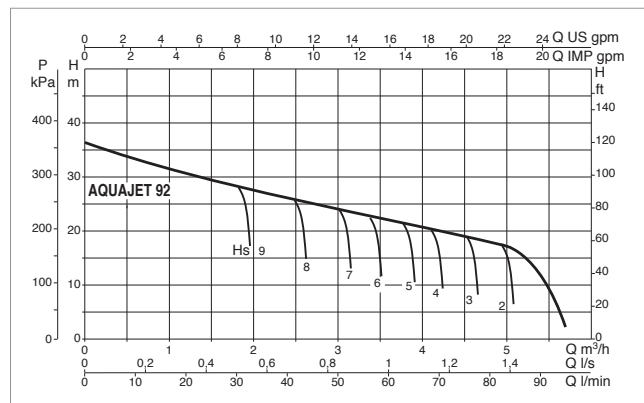
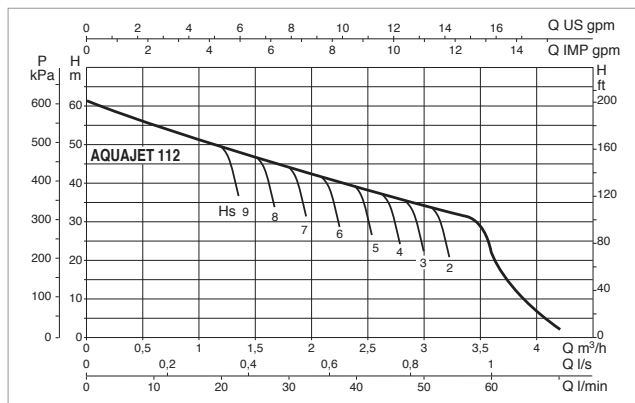
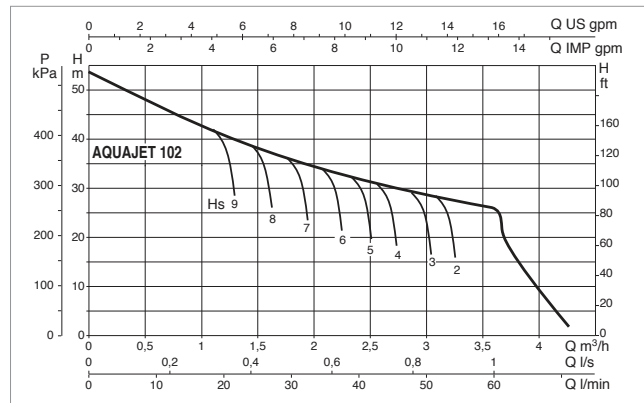
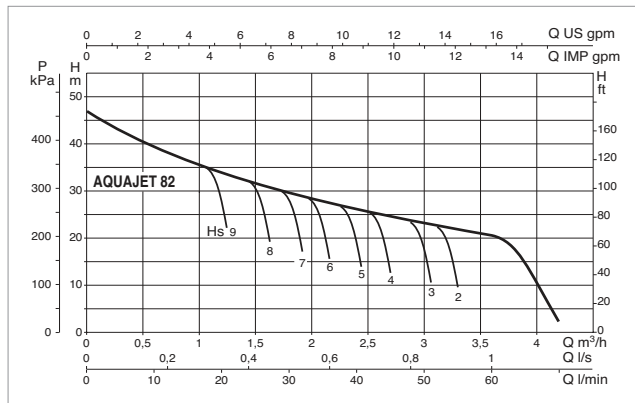


SELF PRIMING CAPACITY



AQUAJETINOX - AUTOMATIC SELF-PRIMING PRESSURISATION GROUPS FOR DOMESTIC WATER SUPPLY

Liquid temperature range pumped: from 0 °C to +35 °C - Maximum ambient temperature: +40°C



The performance curves are based on kinematic viscosity values = 1 mm²/s and density equivalent to 1000 kg/m³. Curve tolerance according to ISO 9906.

MODEL	ELECTRICAL DATA						
	POWER SUPPLY 50 Hz	P1 MAX kW	P2 NOMINAL		I _n A	CAPACITOR	
			kW	HP		μF	V _c
AQUAJET-INOX 82 M	1x220-240 V ~	0.85	0.6	0.8	3.8	12.5	450
AQUAJET-INOX 102 M	1x220-240 V ~	1.13	0.75	1	5.1	16	450
AQUAJET-INOX 112 M	1x220-240 V ~	1.4	1	1.36	6.2	25	450
AQUAJET-INOX 92 M	1x220-240 V ~	0.94	0.75	1	4.2	14	450
AQUAJET-INOX 132 M	1x220-240 V ~	1.43	1	1.36	4.7-2.7	25	450

MODEL	A	A1	B	D	H	H1	L	DNA GAS	DNM GAS	PACK DIMENSIONS			VOLUME (mc)	GROSS WEIGHT Kg
										L/A	L/B	H		
AQUAJET-INOX 82 M	494	406	263	237	296	277	283	1"	1"	566	360	629	0.102	16
AQUAJET-INOX 102 M	494	426	263	237	296	277	283	1"	1"	566	360	629	0.102	19.5
AQUAJET-INOX 112 M	494	426	263	237	296	277	283	1"	1"	566	360	629	0.102	20
AQUAJET-INOX 92 M	494	406	263	237	296	277	283	1"	1"	566	360	629	0.102	16.5
AQUAJET-INOX 132 M	494	426	263	237	296	277	283	1"	1"	566	360	629	0.102	19.5